

SINGER
103K2

ILLUSTRATED
PRICE LIST OF PARTS

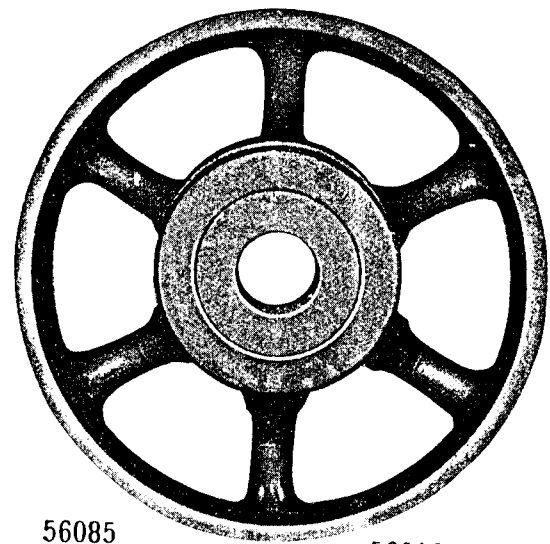
FOR

Machine No. 103K2

THE SINGER MANUFACTURING COMPANY

1914

56017




56085



56016



56019



2824



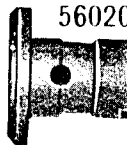
256

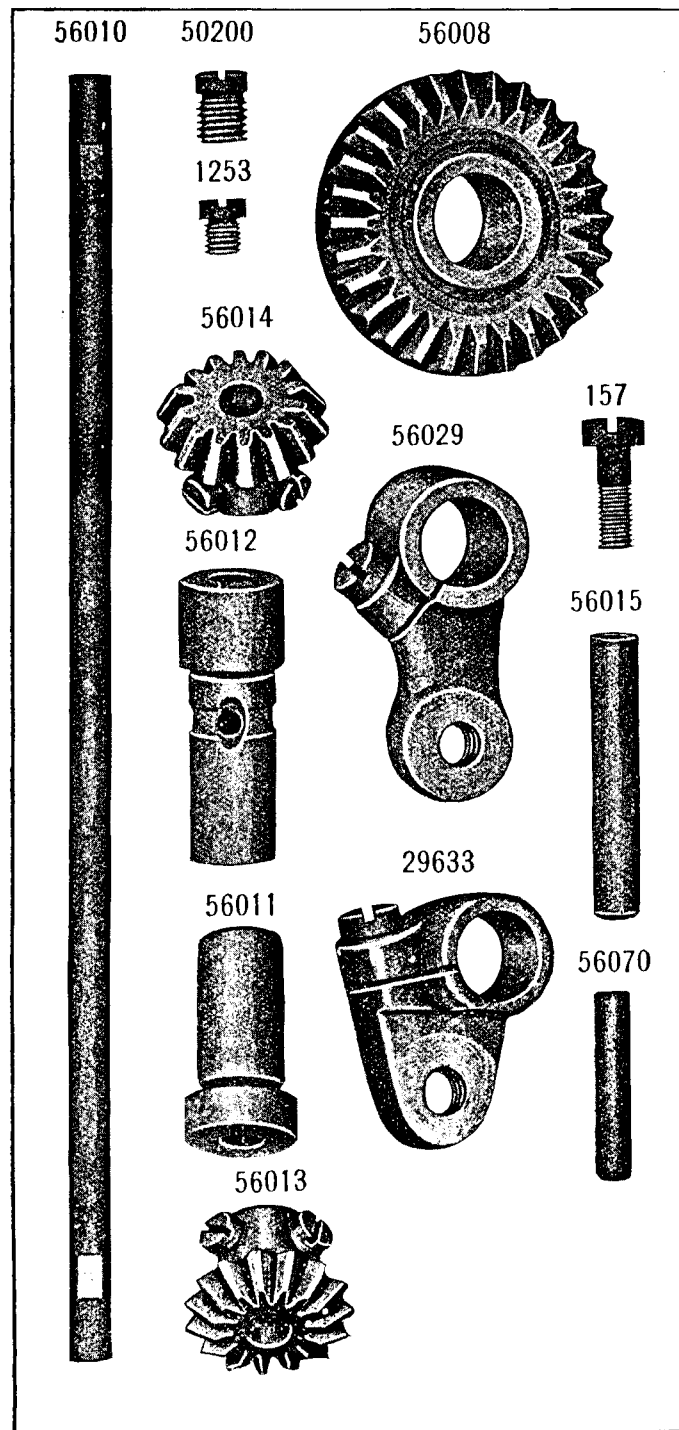
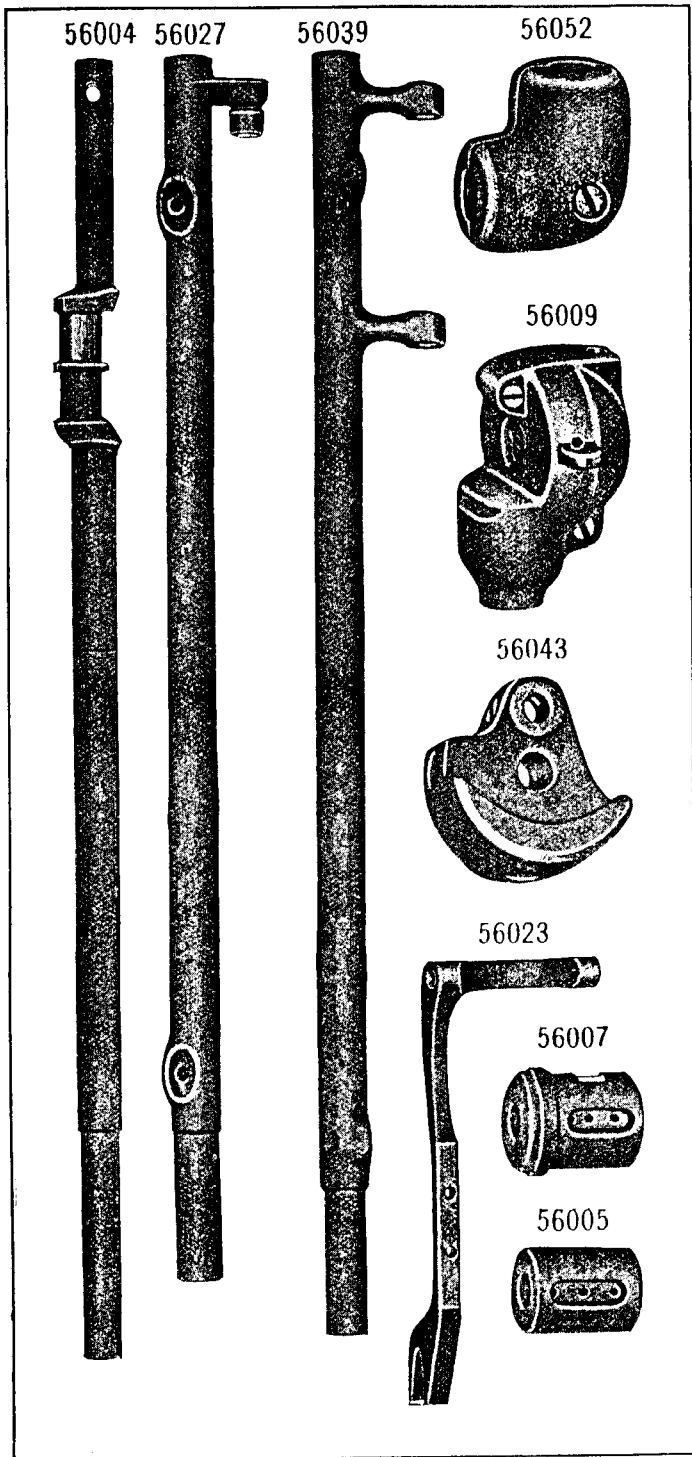


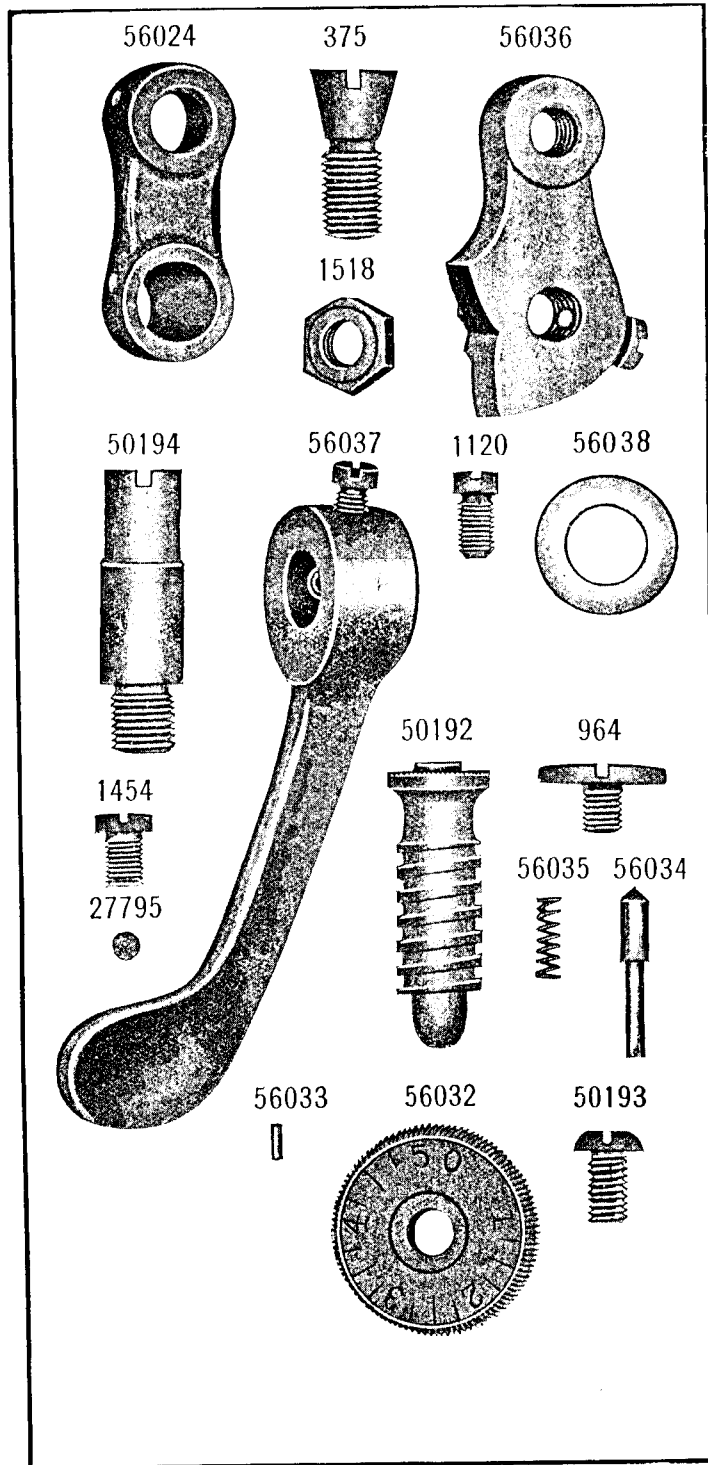
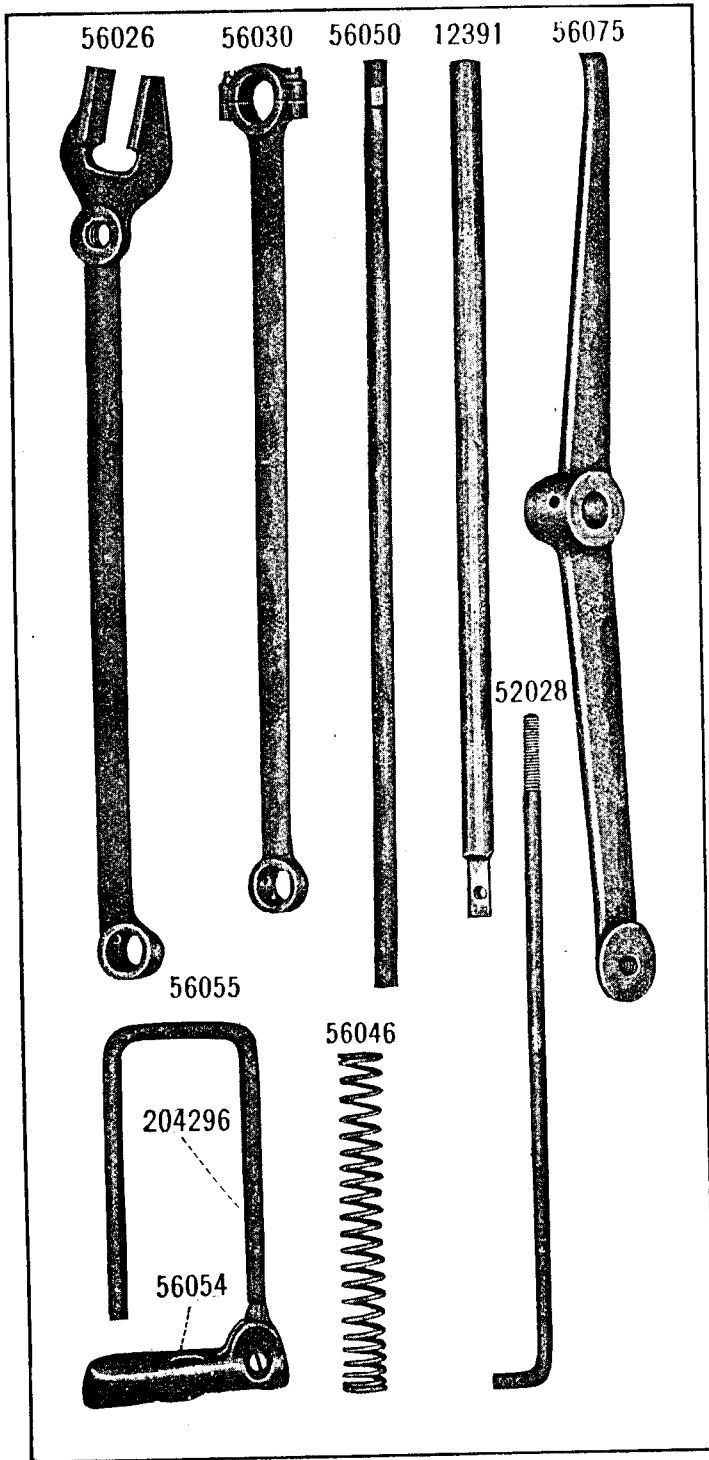
2020

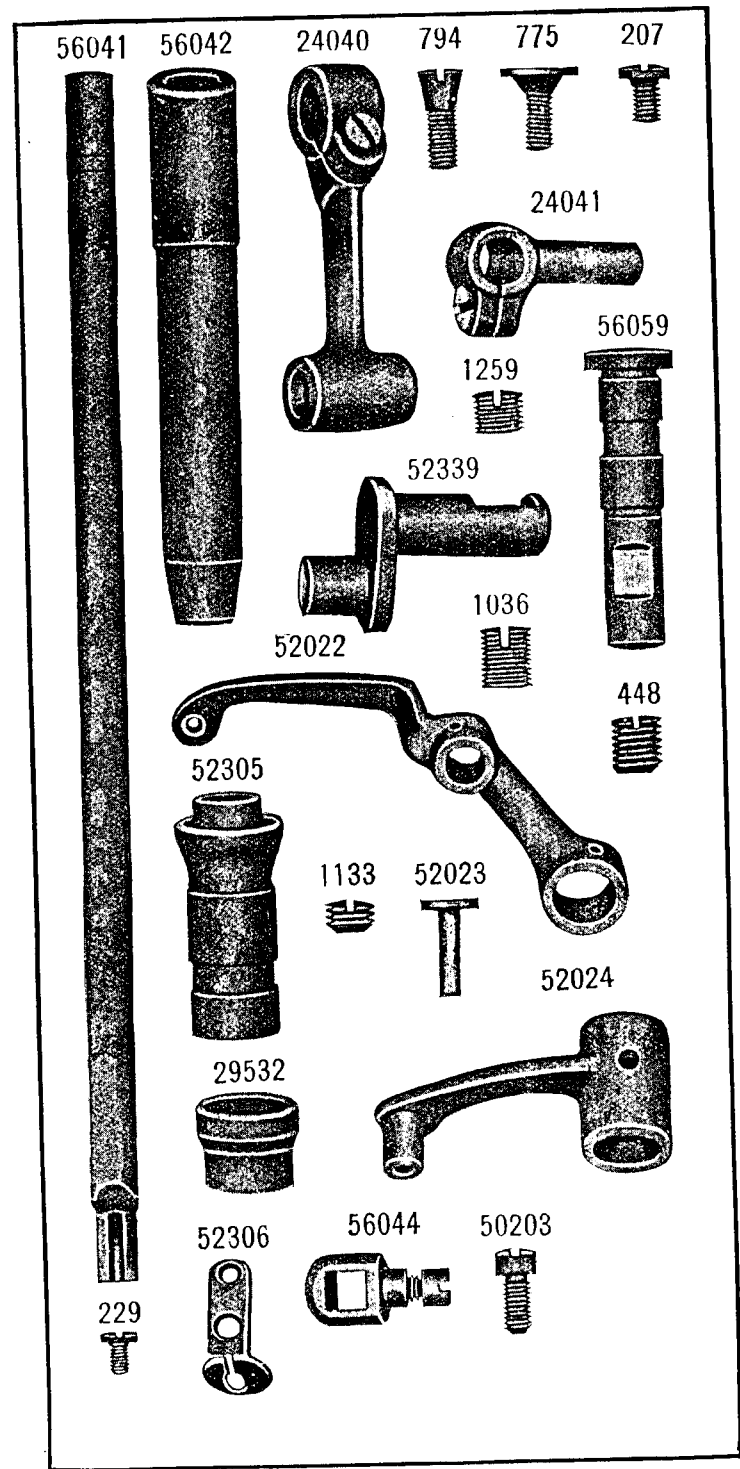
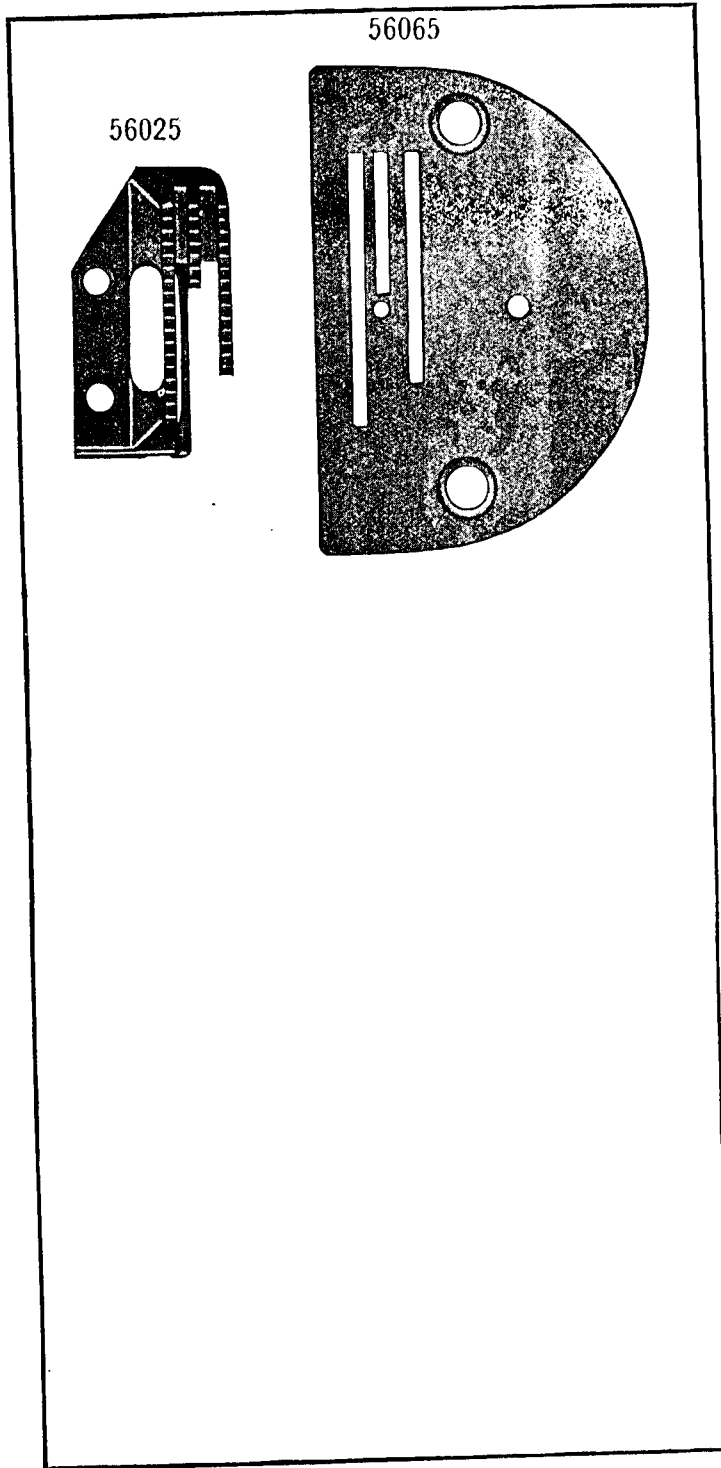


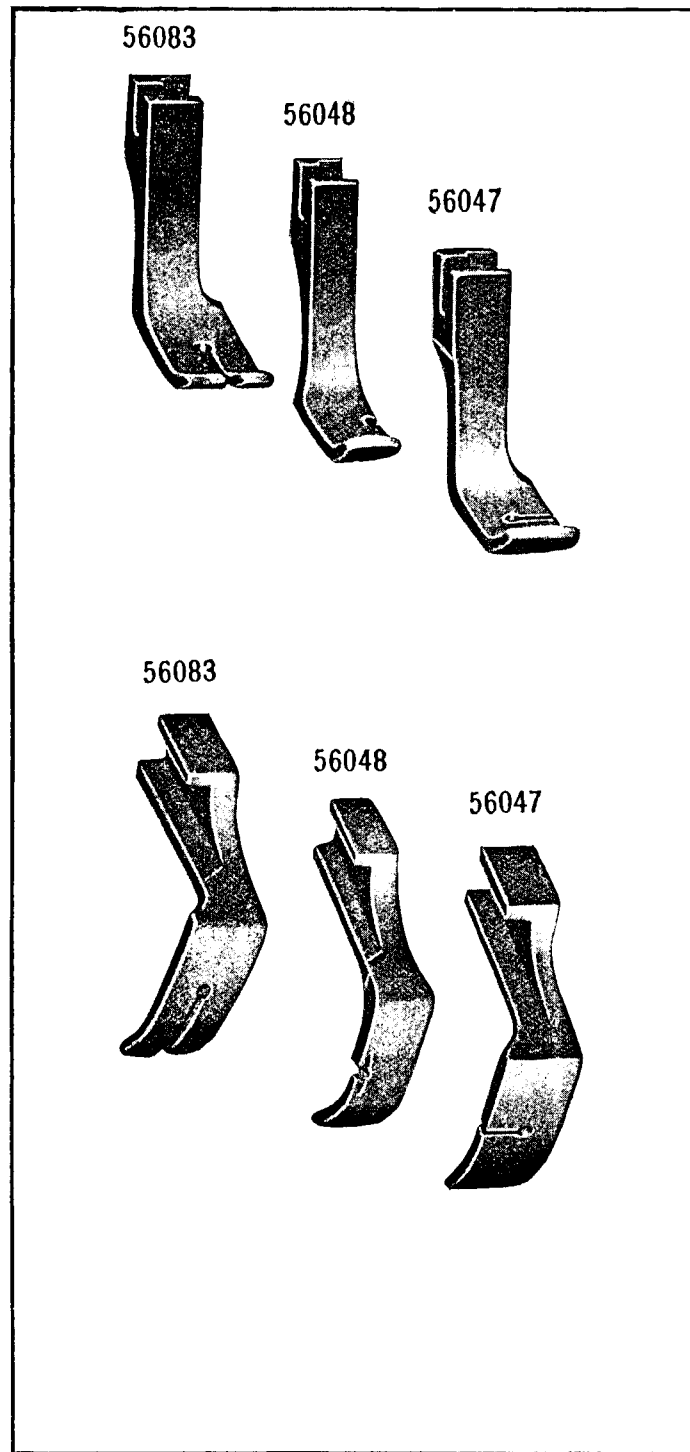
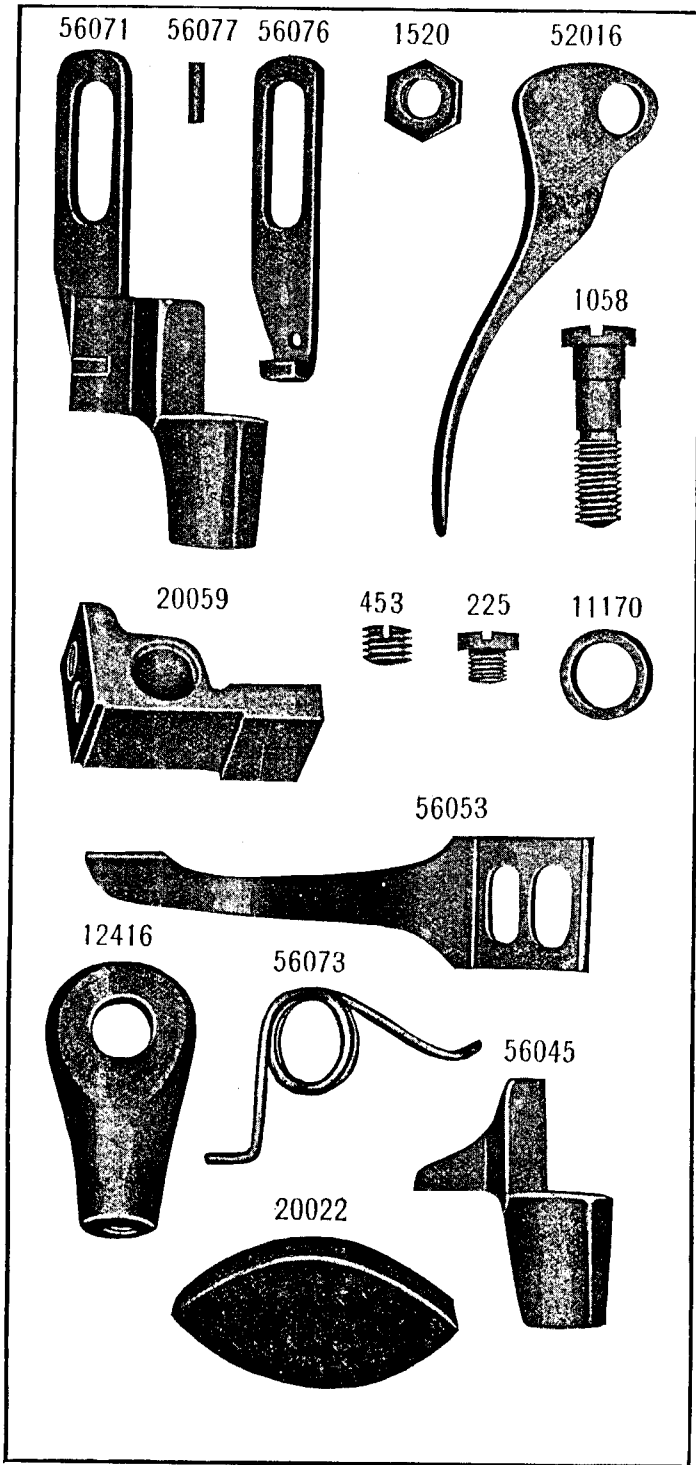
56020

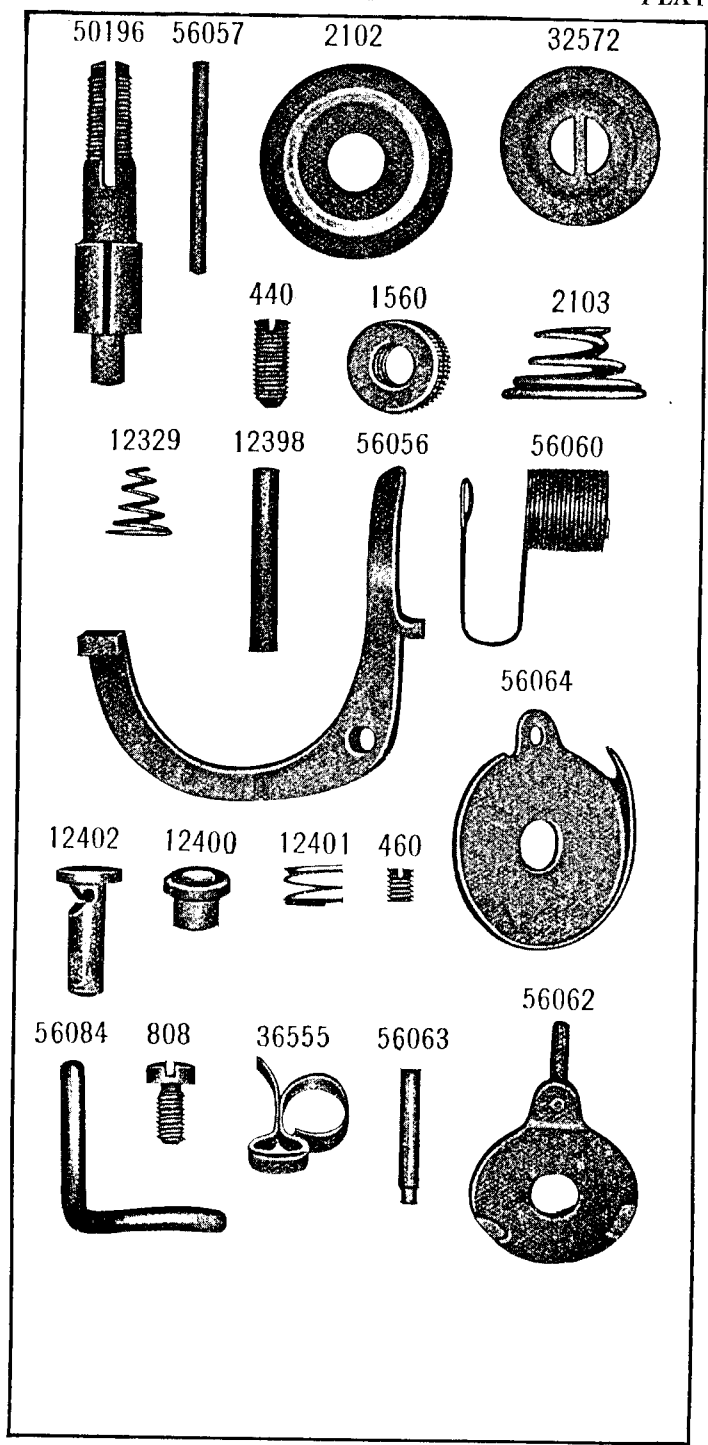
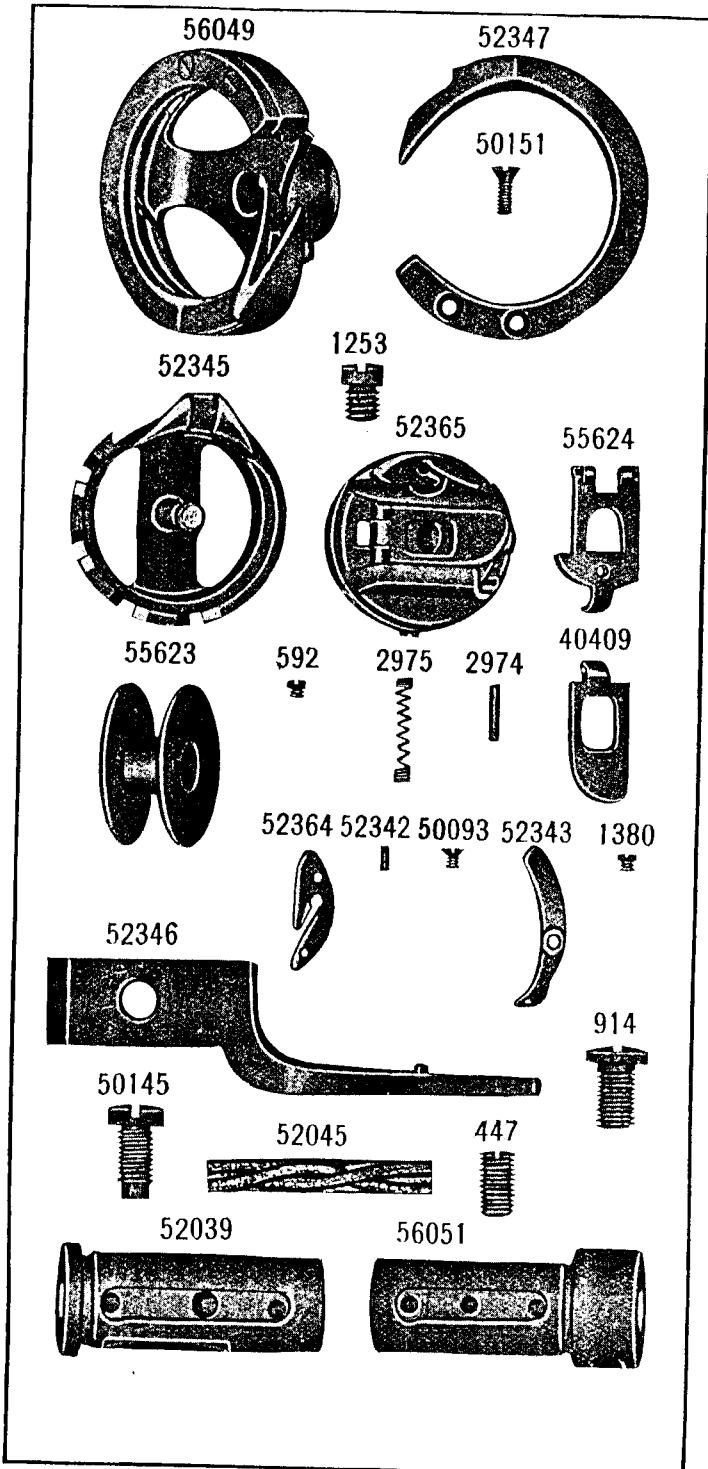



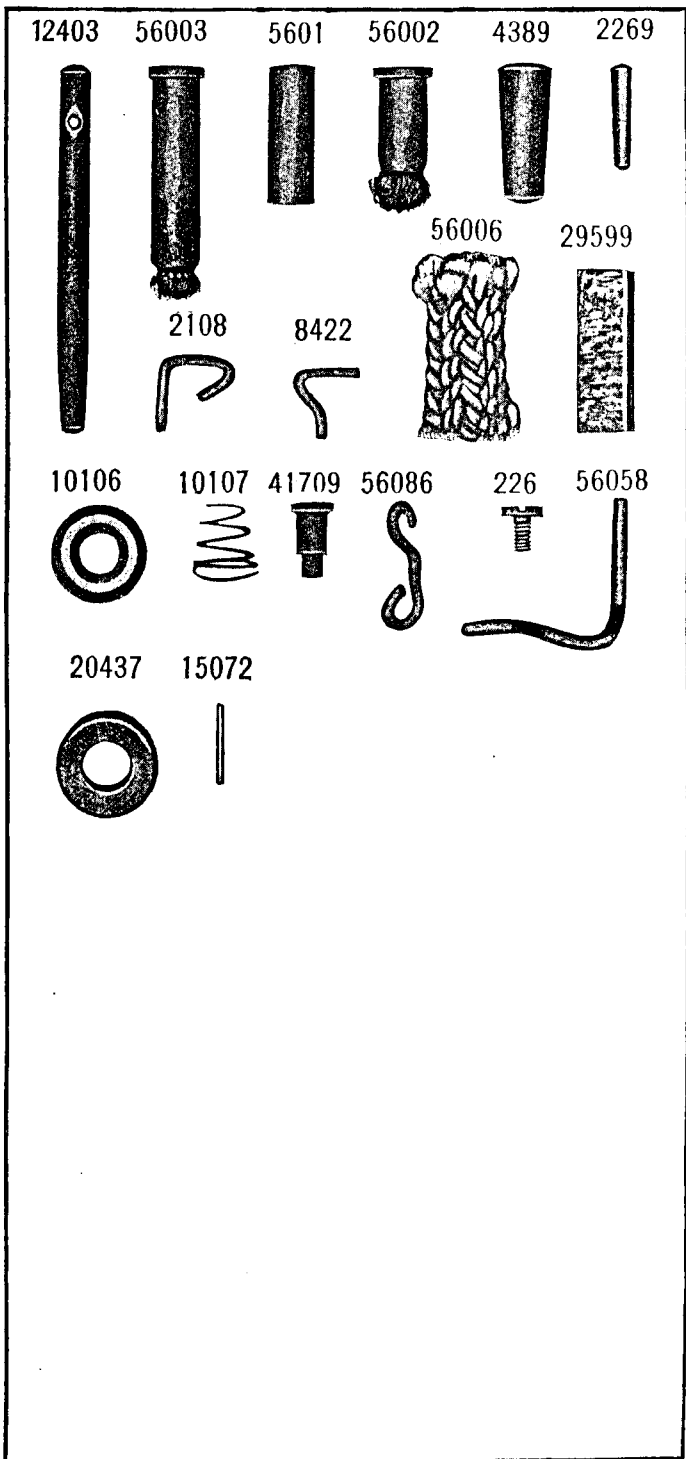


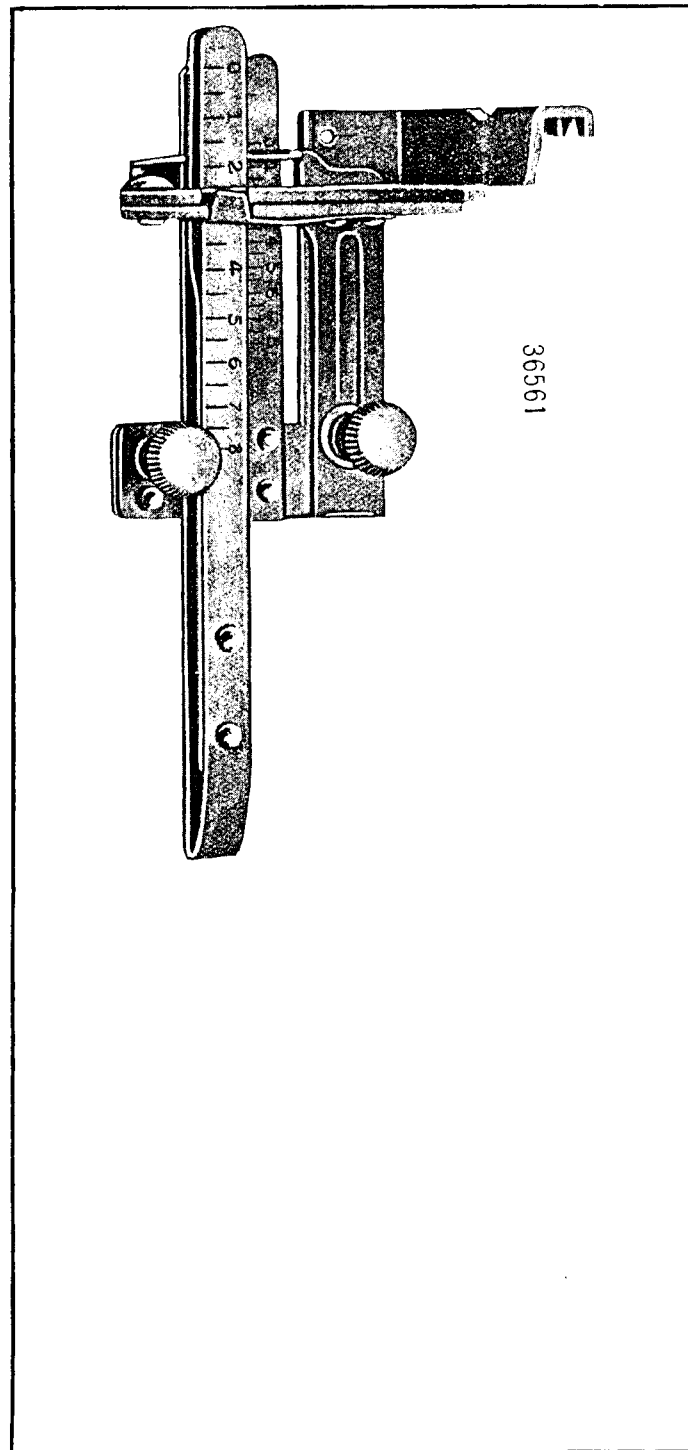





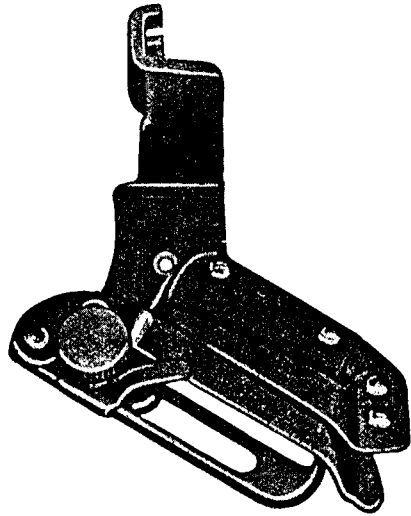









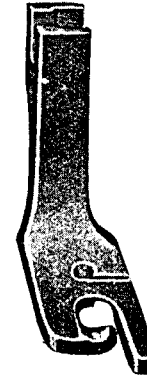
36559



36560



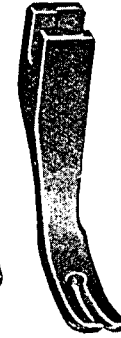
36546




36547



36554



36546



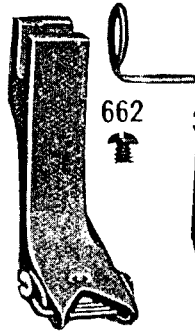
36547



36554

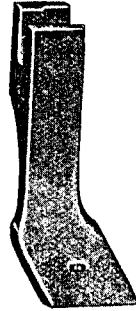


36549 36550



662

36551



36552



36549



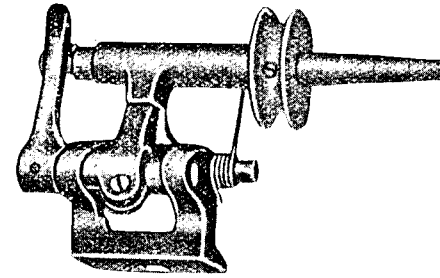
36551



36552



41706



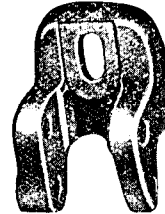
41701




41702



41697



41698



41700



34105



41705



41704



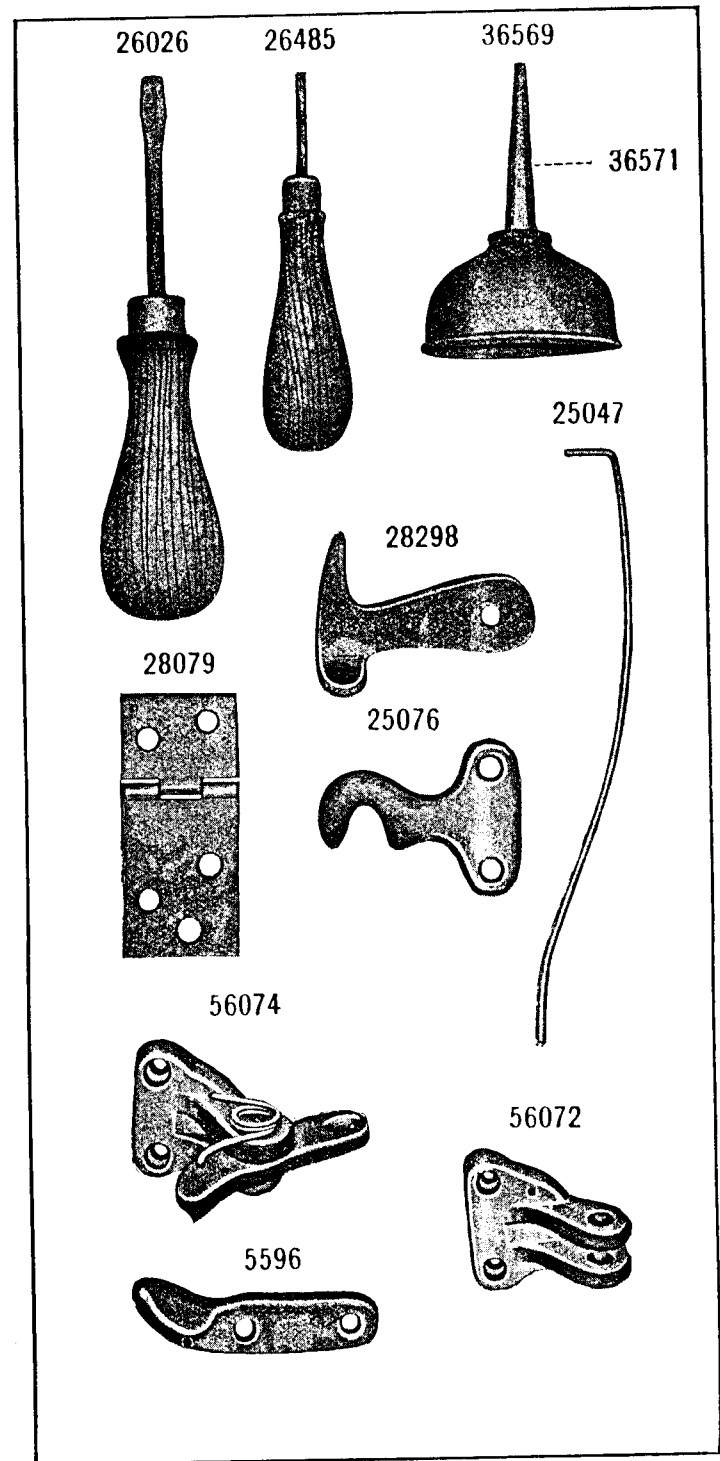
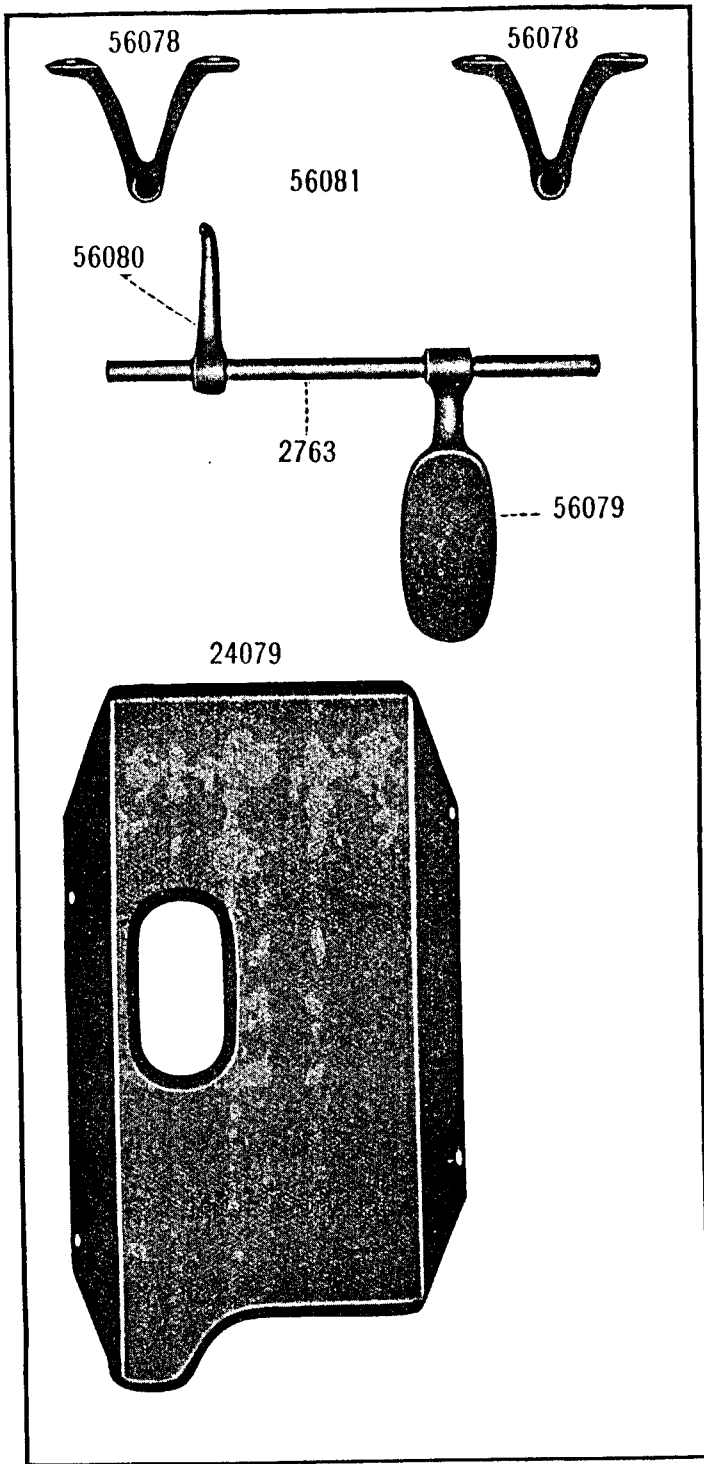
41699



41708



41707



56022



NEEDLES BEST ADAPTED
FOR
Machine No. 103K2

| MACHINES. | NEEDLES. | REMARKS. |
|-----------|----------|----------|
| 103K2 | 16 × 231 | |

CONTENTS

| | PAGES |
|--------------------------------|-------|
| Parts, complete | 33-38 |
| Accessories | 39 |
| Attachments | 39 |
| Presser Feet | 39 |
| Bobbin Winder | 40 |
| Knee Lifter | 41 |
| Stand | 41 |
| Table | 41 |
| Cover | 42 |
| Obsolete Parts | 42 |
| Numerical List of Parts | 43-52 |

ILLUSTRATED PRICE LIST OF PARTS

FOR

Machine No. 103K2

In ordering from this List, the prefix and affix letters with the part number **MUST BE** quoted exactly as they are shown in the first column.

A number always indicates the same part in whatever List it may appear, or for whatever machine.

The prefix *SS* indicates Screws made only at Singer.

" " *NN* " Nuts made only at Singer.

" " *RR* " Rollers and Studs made only at Singer.

The affix letters (where shown) indicate the style of finish, as follows:—

- A. Hardened, Polished and Plated.
- B. Polished and Plated.
- C. Hardened only.
- D. Polished only.
- E. Soft, not Polished.
- F. Hardened and Polished.
- H. Blued.
- J. Plated only.
- K. Hardened and Plated.
- L. Brass or Gilt.
- M. Oxidized.

In this series

1 to 1500 and 50001 to 51500 are Screw Numbers.

1501 " 1800 are Nut Numbers.

1801 " 2000 are Roller Numbers.

2001 " 50000 are numbers of machine parts, etc.

80001 " 100000 are numbers of machine parts, etc.,
made only at Singer.

Parts marked with asterisk () are furnished only when the repairs are made at Factory.*

PARTS COMPLETE

FOR

MACHINE No. 103K2

FOR GENERAL WORK IN CLOTH, ROTATING HOOK DRIVEN BY
GEARS, DROP FEED, REVERSIBLE, C. S. M. DISTANCE FROM
NEEDLE TO BASE OF ARM $22\frac{1}{2}$ "_m. LENGTH OF
STITCH ADJUSTABLE FROM 1 "_m TO 5 "_m.
FOR HOME MANUFACTURING.

| No. | Plate | | Price |
|--------|-------|---|----------------|
| *56001 | ... | Arm | 17 9 |
| 1389 | 6447 | " Dowel Pin | 1 |
| 56002 | 6447 | " Oil Tube with 29599 for oiling 52022 | 3 |
| 56003 | 6447 | " " " " 29599 " " 52024 | 3 |
| 29599 | 6447 | " " " Packing (Felt), per 100 | 1 0 |
| 118c | 6448 | " Screw | 4 |
| 56096 | ... | " Shaft (horizontal) | 8 4 |
| 56005 | 6437 | " " (") Bushing (back) | 1 5 |
| 56006 | 6447 | " " (") " (") Oil Pad (braided cotton) | $\frac{1}{2}$ |
| 146c | 6448 | " " (") " (") Set Screw | $1\frac{1}{2}$ |
| 56007 | 6437 | " " (") Flanged Bushing (front) | 2 0 |
| 56006 | 6447 | " " (") " " (") Oil Pad (braided cotton) | $\frac{1}{2}$ |
| 435c | 6448 | " " (") " Bushing (front) Set Screw | 2 |
| 56097 | ... | " " (") Gear with two 1036c... .. | 5 7 |
| 56098 | ... | " " (") " Case (two pieces) with two 647c | 3 0 |
| 56070 | 6438 | " " (") " " Position Pin | $\frac{1}{2}$ |
| 647c | 6448 | " " (") " " Screw | $1\frac{1}{2}$ |
| 1036c | 6442 | " " (") " Set Screw | $1\frac{1}{2}$ |
| 56010 | 6438 | " " (upright) | 2 0 |
| 56099 | ... | " " (") Bushing (lower) | 1 5 |
| 56100 | ... | " " (") " (upper) | 2 0 |
| 56013 | 6438 | " " (") Gear (lower) with two 1253c | 3 0 |
| 1253c | 6438 | " " (") " (") Set Screw | $1\frac{1}{2}$ |
| 56101 | ... | " " (") " (upper) with two 1253c | 3 0 |
| 1253c | 6438 | " " (") " (") Set Screw... .. | $1\frac{1}{2}$ |
| 56015 | 6438 | " " (") Oil Tube (lower) | $2\frac{1}{2}$ |
| 56015 | 6438 | " " (") " " (upper) | $2\frac{1}{2}$ |

| No. | Plate | | Price |
|--|-------|--|-------|
| 56016 | 6436 | Arm Side Cover | 7½ |
| 50053b | 6448 | " " " Thumb Screw | 5 |
| 12403 | 6447 | " Spool Pin and Thread Eyelet | 2½ |
| 56017 | 6436 | Balance Wheel, 2½" Pulley | 3 4 |
| *56018 | | Bed | 18 9 |
| 56067b | | " Slide | 1 0 |
| 56019b | 6436 | Bed Slide, complete, Nos. 2824, 56067b and two 725j ... | 1 5 |
| 2824 | 6436 | Bed Slide Spring | 2½ |
| 725j | 6448 | " " " Screw | 1 |
| 256b | 6436 | Clamp Stop Motion Clamp Screw | 1 3 |
| 248a | 6448 | " " " " Stop Screw | 1 |
| 2020 | 6436 | " " " " Washer | 2½ |
| 56020 | 6436 | " " " Flanged Bushing | 1 5 |
| 50189c | 6448 | " " " " " Set Screw | 2½ |
| 56021 | | Clamp Stop Motion, complete, Nos. 248a, 256b, 2020, 50189c and 56020 | 3 0 |
| 56085 | 6436 | Face Plate with 226d and 56086 | 2 6 |
| 190b | 6448 | " " Screw | 1½ |
| 56086 | 6447 | " " Thread Guard | 1 |
| 226d | 6447 | " " " " Screw | 1 |
| 50190b | 6448 | " " Thumb Screw | 5 |
| 56023 | 6437 | Feed Bar | 1 8 |
| 313c | 6448 | " " Screw Centre | 2 |
| 1519c | 6448 | " " " " Nut | 1½ |
| 56102 | | " Cam and Lifting Eccentric with two 448c | |
| 448c | 6442 | " " " " " Set Screw | 1½ |
| 56024 | 6440 | " Connecting Link | 10 |
| 375c | 6440 | " " " Hinge Screw | 6 |
| 1518c | 6440 | " " " " " Nut | 2 |
| 56025 | 6441 | " Dog | 1 8 |
| 56088 | | " " for Collars and Cuffs | 1 8 |
| 56090 | | " " " " " " | 1 8 |
| NOTE. No. 56025 is supplied with this machine unless other Feed Dog is specified on order. | | | |
| 50117c | 6448 | Feed Dog Screw | 1 |
| 56103 | | " Forked Connection | 3 0 |
| 375c | 6440 | " " " Hinge Screw | 6 |
| 1518c | 6440 | " " " " " Nut | 2 |
| 56027 | 6437 | Feed Lifting Rock Shaft with 1813 | 2 6 |
| 56028 | | Feed Lifting Rock Shaft, complete, Nos. 56027 and 56029 | 3 6 |

| No. | Plate | | Price |
|--------|-------|--|-------|
| 56029 | 6438 | Feed Lifting Rock Shaft Crank with 157c | 1 0 |
| 157c | 6438 | " " " " " Clamping Screw | 2 |
| 56104 | | " " " " " Connecting Rod with 56105 and two 171c | 2 8 |
| *56105 | | Feed Lifting Rock Shaft Crank Connecting Rod Cap | |
| 171c | 6448 | " " " " " " " " " " Screw | 1½ |
| 375c | 6440 | " " " " " " " " " " Hinge Screw | 6 |
| 1518c | 6440 | " " " " " " " " " " Hinge Screw Nut | 2 |
| 1813 | 6448 | " " " " " Roller and Stud | 10 |
| 50191c | 6448 | " " " " " Screw Centre | 3 |
| 1513c | 6448 | " " " " " " " " " Nut | 2½ |
| 50192c | 6440 | Feed Regulating Stud | 2 0 |
| 56032 | 6440 | " " " " " Head with 56033 | 1 3 |
| 50193j | 6440 | " " " " " Cap Screw | 2½ |
| 56033 | 6440 | " " " " " Stop Pin, ... per 100 | 5 |
| 56034 | 6440 | " " " " " Lock Pin | 1½ |
| 56035 | 6440 | " " " " " " " Spring | 1 |
| 56036 | 6440 | " Regulator | 3 0 |
| 50194e | 6440 | " " " Screw Stud | 7½ |
| 1454e | 6440 | " " " " " Set Screw | 1½ |
| 27795 | 6440 | " " " " " " " Washer (Brass), per 100 | 1 0 |
| 56037 | 6440 | Feed Reverse Lever with two 1120c | 1 0 |
| 964d | 6440 | " " " " " Cap Screw | 3½ |
| 56038 | 6440 | " " " " " Friction Washer | 1 |
| 1120c | 6440 | " " " " " Set Screw | 1½ |
| 56039 | 6437 | Feed Rock Shaft... | 1 8 |
| 56040 | | Feed Rock Shaft, complete, Nos. 29633 and 56039 | 2 8 |
| 29633 | 6438 | Feed Rock Shaft Crank with 157d | 1 0 |
| 157c | 6438 | " " " " " Clamping Screw | 2 |
| 50191c | 6448 | " " " " " Screw Centre | 3 |
| 1513c | 6448 | " " " " " " " Nut | 2½ |
| 36546 | 6452 | Feller (foot) | 1 5 |
| 50190b | 6448 | " Thumb Screw | 5 |
| 25878 | 6449 | Guide | 7½ |
| 732b | 6448 | " Thumb Screw | 5 |
| 36547 | 6452 | Hemmer (foot) ¼" hem | 3 0 |
| 36548 | | " (") ⅜" hem | 3 0 |
| 50190c | 6448 | " Thumb Screw | 5 |

| No. | Plate | | Price |
|--|-------|---|-------|
| 56041 | 6442 | Needle Bar | 3 0 |
| 52305 | 6442 | " " Bushing (lower) with 29532 | 3 4 |
| 1133e | 6442 | " " " (") Set Screw | 1 |
| 56042 | 6442 | " " " (upper) | 3 4 |
| 1133e | 6442 | " " " (") Set Screw | 1 |
| 24040 | 6442 | " " Connecting Link with 794e | 2 0 |
| 794e | 6442 | " " " " Adjusting Screw | 2 1/2 |
| 775e | 6442 | " " Connecting Link Cap Screw | 3 |
| 24041 | 6442 | " " " Stud with 207e | 1 5 |
| 207e | 6442 | " " " Clamping Screw | 1 |
| 56043 | 6437 | " " Crank with 858e, 1036e, 1259e and 50195e | 3 4 |
| 50195e | 6448 | " " " Position Screw | 4 |
| 858e | 6448 | " " " Set Screw | 1 1/2 |
| 29532 | 6442 | " " Oil Cup | 1 1/2 |
| 52306 | 6442 | " " Thread Guard | 5 |
| 229d | 6442 | " " " Screw | 1 |
| 56044 | 6442 | " Clamp with 50203f | 1 0 |
| 50203f | 6442 | " " Screw | 1 1/2 |
| 12391 | 6439 | Presser Bar (hollow) | 3 4 |
| 20059 | 6443 | " " Guide Bracket with 453e | 1 5 |
| 453e | 6443 | " " " Set Screw | 1 |
| 52016 | 6443 | " " Lifter | 10 |
| 1058c | 6443 | " " " Screw | 5 |
| 1520e | 6443 | " " " Nut | 1 1/2 |
| 56045 | 6443 | " " Lifting and Releasing Lever Bracket | 2 0 |
| 56046 | 6439 | " " Spring | 2 1/2 |
| 11170 | 6443 | " " " Washer | 1/2 |
| 56047 | 6444 | " Foot for general work | 1 10 |
| 56083 | 6444 | " " (double toe) for general work | 1 10 |
| 56048 | 6444 | " " for edge stitching | 1 8 |
| 50190e | 6448 | " " Thumb Screw | 5 |
| NOTE: No. 56047 is sent with this Machine unless other Presser Foot is specified on order. | | | |
| 1082e | 6448 | Pressure Regulating Thumb Screw | 10 |
| 56049 | 6445 | Rotating Hook with 52347 and two each 1253e and 50151d | 10 4 |
| 55623 | 6445 | " " Bobbin | 2 1/2 |
| 55624 | 6445 | " " " Case Latch | 5 |
| 40409 | 6445 | " " " " Lever | 5 |
| 2974 | 6445 | " " " " Fulcrum Pin, per 100 | 5 |
| 2975 | 6445 | " " " " Spring | 1 |
| 592e | 6445 | " " " " Stop Screw | 1 |
| 52312 | - | " " " " Hinge, Nos. 2974, 40409 and 55624 | 1 0 |
| 52364 | 6445 | " " " " Delivery Eye Thread Guard | 5 |

| No. | Plate | | Price |
|---------|-------|---|-------|
| 52342 | 6445 | Rotating Hook Bobbin Case Delivery Eye Thread Guard Rivet | 1/2 |
| 50093f | 6445 | " " " " Tension Regulating Screw | 1 |
| 52343 | 6445 | " " " " Spring | 5 |
| 1380f | 6445 | " " " " Screw | 1 |
| 52365 | 6445 | Rotating Hook Bobbin Case , complete, Nos. 592e, 1380f, 2975, 50093f, 52312, 52343, 52364 and two 52342 | 3 0 |
| 52345 | 6445 | Rotating Hook Bobbin Case Holder | 7 3 |
| 52346 | 6445 | " " " " Position Bracket | 2 6 |
| 914f | 6445 | " " " " " Screw | 2 |
| 52347 | 6445 | " " Section | 3 0 |
| 50151d | 6445 | " " " Screw | 1 |
| 1253e | 6445 | " " Set Screw | 1 1/2 |
| 56050 | 6439 | " " Shaft | 2 6 |
| 56106 | - | " " " Bushing (back) | 2 0 |
| 52045 | 6445 | " " " " (") Packing (cotton) | 1/2 |
| 447e | 6445 | " " " " (") Set Screw | 1 1/2 |
| 56107 | - | " " " " (front) | 2 0 |
| 52045 | 6445 | " " " " (front) Packing (cotton) | 1/2 |
| 50145e | 6445 | " " " " (front) Set Screw | 2 1/2 |
| 56013 | 6438 | " " " Gear with two 1253e | 3 0 |
| 56108 | - | " " " Case (two pieces) with 121e | 1 5 |
| 121e | 6448 | " " " " Screw | 3 |
| 1253e | 6438 | " " " " Set Screw | 1 1/2 |
| 56053 | 6443 | Slack Thread Regulator | 1 3 |
| 225f | 6443 | " " " Adjusting Screw | 1 1/2 |
| 56054 | 6439 | Spool Holder Base | 7 1/2 |
| 389d | 6448 | " " " Screw | 2 |
| 204296 | 6439 | " " " Wire | 5 |
| 200079c | 6448 | " " " " Hinge Screw | 1 |
| 56055 | 6439 | Spool Holder , complete, Nos. 56054, 200079c and 204296 | 1 0 |
| 2102 | 6446 | Tension Disc | 2 1/2 |
| 1560b | 6446 | " Regulating Thumb Nut | 2 |
| 32572 | 6446 | " Releasing Disc | 2 1/2 |
| 56056 | 6446 | " " Lever | 10 |
| 12398 | 6446 | " " " Hinge Pin | 1/2 |
| 12329 | 6446 | " " " Spring | 1 |
| 56057 | 6446 | " " Pin | 1 1/2 |
| 2103 | 6446 | " Spring | 1 1/2 |
| 50196c | 6446 | " Stud | 6 |
| 440c | 6446 | " " Set Screw | 1 1/2 |

| No. | Plate | | Price |
|--|-------|--|-------|
| 36555 | 6446 | Thread Cutter and Holder | 2½ |
| 56084 | 6446 | " Guard (front of arm) | 1½ |
| 808f | 6446 | " " Set Screw | 1½ |
| 12400 | 6446 | " Retainer Sleeve | 2½ |
| 12401 | 6446 | " " Spring | ½ |
| 12402 | 6446 | " " Stud | 3½ |
| 460c | 6446 | " " " Set Screw | 1 |
| 12399 | --- | Thread Retainer, complete, Nos. 12400 to 12402 | 7½ |
| 52339 | 6442 | Thread Take-up Crank | 3 4 |
| 1036c | 6442 | " " " Position Screw | 1½ |
| 1259c | 6442 | " " " Set Screw | 1½ |
| 52022 | 6442 | " " Lever | 1 8 |
| 52023 | 6442 | " " " Hinge Pin | 2½ |
| 52024 | 6442 | " " " Link | 1 0 |
| 56059 | 6442 | " " " " Hinge Pin | 7½ |
| 448c | 6442 | " " " " " Set Screw | 1½ |
| 56060 | 6446 | " " Spring | 1½ |
| 56061 | --- | " " " Disc | 1½ |
| 56062 | 6446 | " " " " 56061 with 56063 | 2½ |
| 56063 | 6446 | " " " " Steady Pin | 1 |
| 56064 | 6446 | " " " Thread Guard | 2½ |
| 56065 | 6441 | Throat Plate, large needle hole, for 56025 | 2 0 |
| 56066 | --- | " " " small needle hole, for 56025 | 2 0 |
| 56089 | --- | " " " for 56088 | 2 0 |
| 56091 | --- | " " " small needle hole for 56090 | 2 0 |
| 56092 | --- | " " " large needle hole for 56090 | 2 0 |
| 691a | 6448 | " " " Screw | 2 |
| NOTE.—Nos. 56065 and 56066 are supplied with this Machine unless other Throat Plates are specified on order. | | | |
| 56087 | 6455 | Drip Pan | 1 0 |

ACCESSORIES

| No. | Plate | | Price |
|-------|-------|---------------------------------|-------|
| 20022 | 6443 | Machine Rest (felt) (4) | 1 |
| --- | --- | " " Nails (4) | --- |
| 55623 | 6445 | Bobbin (5) | 2½ |
| 36569 | 6457 | Oiler with 36571 | 2½ |
| 36570 | --- | " 36569, filled with oil | 4 |
| 36571 | 6457 | " Spout, 1¾" long | ½ |
| 25537 | --- | Screw Driver (large) | 2 |
| 25538 | --- | " " (small) | 2 |

ATTACHMENTS

| No. | Plate | | Price |
|-------|-------|------------------------------|-------|
| 36559 | 6451 | Hemmer (adjustable) | 4 2 |
| 36554 | 6452 | Presser Foot (narrow) | 1 10 |
| 36560 | 6451 | Ruffler | 3 6 |
| 36561 | 6450 | Tucker | 4 2 |

PRESSER FEET

| No. | Plate | | Price |
|-------|-------|---|-------|
| 36549 | 6453 | Presser Foot with two each 662d and 36550 for braiding | 2 3 |
| 36550 | 6453 | " " Braid Guide | 1 |
| 662d | 6453 | " " " " Screw | 1 |
| 36551 | 6453 | " " for cording | 3 0 |
| 36552 | 6453 | " " " gathering | 4 2 |

BOBBIN WINDER

(Swinging Automatic, Left Hand)

| No. | Plate | | Price |
|-------|-------|---|-------|
| 41728 | 6454 | Base | 1 5 |
| 15072 | 6447 | Bobbin Position Pin, per 100 | 5 |
| 41698 | 6454 | Frame with 465c | 1 0 |
| 34105 | 6454 | " Hinge Pin | 2½ |
| 465c | 6448 | " " " Set Screw | 1 |
| 41699 | 6454 | " Spring | 2½ |
| 41700 | 6454 | Pulley with 447c | 7½ |
| 447c | 6445 | " Set Screw | 1½ |
| 41701 | 6454 | Spindle with 15072 for bobbin | 7½ |
| 41702 | 6454 | " for Cloth... .. | 5 |
| 41703 | | " 41701 with 41702 | 1 0 |
| 41729 | | Stop Latch | 5 |
| 34105 | 6454 | " " Hinge Pin | 2½ |
| 2269 | 6447 | " " Pin | ½ |
| 41730 | | " " Tripping Arm with 171d | 5 |
| 171d | 6448 | " " " Clamping Screw | 1½ |
| 41731 | 6454 | Bobbin Winder for 41732, Nos. 2269, 41698 to 41700, 41703, 41728 to 41730 and two 34105 | 5 7 |
| 41707 | 6454 | Tension Bracket | 5 |
| 41708 | 6454 | Tension Bracket, complete, Nos. 8422, 10107, 41707, 41709 and two 10106... | 10 |
| 219f | 6448 | Tension Bracket Screw | 1 |
| 10106 | 6447 | " Disc | 1½ |
| 10107 | 6447 | " Spring | ½ |
| 41709 | 6447 | " Stud | 1½ |
| 8422 | 6447 | " Thread Guide | ½ |
| 41732 | | Bobbin Winder (swinging automatic, left hand), complete, Nos. 41708 and 41731 | 6 5 |
| 135d | 6448 | Bobbin Winder Screw | 2½ |
| 20437 | 6447 | " " " Washer | 1½ |

KNEE LIFTER PARTS

| No. | Plate | | Price |
|-------|-------|---|-------|
| 5596 | 6457 | Bell Crank | 2½ |
| 56072 | 6457 | " " Bracket | 4 |
| 178c | 6448 | " " " Screw | 1½ |
| 5601 | 6447 | " " Hinge Pin | ½ |
| 56073 | 6443 | " " Spring | 1 |
| 56074 | 6457 | Bell Crank, complete, Nos. 5596, 5601, 56072 and 56073 | 10 |
| 56075 | 6439 | Lifting Lever | 10 |
| 52028 | 6439 | " " Connecting Rod | 5 |
| 12416 | 6443 | " " " " Joint | 4 |
| 76d | 6448 | " " " " Hinge Screw | 3 |
| 1521c | 6448 | " " " " Lock Nut | 1½ |
| 802d | 6448 | " " Hinge Screw | 5 |
| 56076 | 6443 | " " Link | 5 |
| 56077 | 6443 | " " " Rivet, per 100 | 5 |
| 56071 | 6443 | Presser Bar Lifting and Releasing Lever Bracket with 56076 and 56077 | 2 6 |
| 2763 | 6455 | Rock Shaft | 5 |
| 56078 | 6455 | " " Hanger with two Wood Screws, 1" No. 10 | 4 |
| 56079 | 6455 | " " Knee Arm with 356c | 2 6 |
| 356c | 6448 | " " " Set Screw | 3 |
| 56080 | 6455 | " " Lifting Arm with 356c | 7½ |
| 356c | 6448 | " " " Set Screw | 3 |
| 56081 | 6455 | Rock Shaft, complete, Nos. 2763, 56079, 56080 and two 56078 | 2 11 |
| 56082 | | Knee Lifter, complete, Nos. 76d, 802d, 1521c, 12416, 52028, 56071, 56074, 56075, 56081 and two 178c | 6 5 |

STAND

The Stand for this machine is No. 83042 and details of same can be found in Form K1312 (T.M.S. List)

TABLE

83380 | D.L. 1-Dr. Table, complete, 44" x 16½" x 1½"

COVER

83305 | Round Top Cover, 18½" × 8½" × 11"

OBSOLETE PARTS

| No. | Plate | | Price. |
|-------|-------|---|--------|
| 56004 | 6437 | Arm Shaft (horizontal) | 8 4 |
| 56008 | 6438 | " " (") Gear with two 1036c ... | 5 7 |
| 56009 | 6437 | " " (") " Case (two pieces) with two 647c | 3 0 |
| 56011 | 6438 | " " (upright) Bushing (lower) | 1 5 |
| 56012 | 6438 | " " (") " (upper) | 2 0 |
| 56014 | 6438 | " " (") Gear (") with two 1253c... | 3 0 |
| 56022 | 6458 | Face Plate with 2108 | 2 6 |
| 2108 | 6447 | " " Thread Guard | ½ |
| 56026 | 6439 | Feed Fork Connection | 3 0 |
| 56030 | 6439 | Feed Lifting Rock Shaft Crank Connecting Rod with 56031 and two 171e | 2 8 |
| 56031 | — | Feed Lifting Rock Shaft Crank Connecting Rod Cap | — |
| 56051 | 6445 | Rotating Hook Shaft Bushing (back) | 2 0 |
| 52039 | 6445 | " " " " (front) cast iron | 2 0 |
| 56052 | 6437 | " " " Gear Case (two pieces) with 121e | 1 5 |
| 56058 | 6447 | Thread Guard (front of arm) | ½ |

NUMERICAL LIST OF PARTS

| No. | Plate | | Price |
|------|-------|---|-------|
| 76d | 6448 | Lifting Lever Connecting Rod Joint Hinge Screw for 56082 ... | 3 |
| 118e | 6448 | Arm Screw | 4 |
| 121e | 6448 | Rotating Hook Shaft Gear Case Screw for 56052 | 3 |
| 135d | 6448 | Bobbin Winder Screw for 41732 ... | 2½ |
| 157e | 6438 | Feed Lifting Rock Shaft Crank Clamping Screw for 56029 ... | 2 |
| 157e | 6438 | Feed Rock Shaft Crank Clamping Screw for 29633 | 2 |
| 171d | 6448 | Bobbin Winder Stop Latch Tripping Arm Clamping Screw for 41730... | 1½ |
| 171e | 6448 | Feed Lifting Rock Shaft Crank Connecting Rod Cap Screw for 56030 | 1½ |
| 178c | 6448 | Bell Crank Bracket Screw for 56082 | 1½ |
| 190b | 6448 | Face Plate Screw | 1½ |
| 207e | 6442 | Needle Bar Connecting Stud Clamping Screw for 24041 | 1 |
| 219f | 6448 | Bobbin Winder Tension Bracket Screw for 41708 | 1 |
| 225f | 6443 | Slack Thread Regulator Adjusting Screw | 1½ |
| 226d | 6447 | Face Plate Thread Guard Screw for 56085 | 1 |
| 229d | 6442 | Needle Bar Thread Guard Screw ... | 1 |
| 248a | 6448 | Clamp Stop Motion Clamp Stop Screw for 56021 | 1 |
| 256b | 6436 | Clamp Stop Motion Clamp Screw for 56021 | 1 3 |
| 313c | 6448 | Feed Bar Screw Centre | 2 |
| 356c | 6448 | Rock Shaft Knee Arm Set Screw for 56079 | 3 |
| 356c | 6448 | Rock Shaft Lifting Arm Set Screw for 56080 | 3 |
| 375c | 6440 | Feed Connecting Link Hinge Screw | 6 |
| 375c | 6440 | Feed Forked Connection Hinge Screw | 6 |
| 375c | 6440 | Feed Lifting Rock Shaft Crank Connecting Rod Hinge Screw ... | 6 |
| 389d | 6448 | Spool Holder Base Screw | 2 |
| 435c | 6448 | Arm Shaft (horizontal) Flanged Bushing (front) Set Screw ... | 2 |
| 440c | 6446 | Tension Stud Set Screw | 1½ |
| 446c | 6448 | Arm Shaft (horizontal) Bushing (back) Set Screw | 1½ |
| 447c | 6445 | Bobbin Winder Pulley Set Screw for 41700 | 1½ |
| 447c | 6445 | Rotating Hook Shaft Bushing (back) Set Screw | 1½ |